

EISSN 1305-3612

# DIR

## Diagnostic and Interventional Radiology

**TSR**  
1924  
TURKISH SOCIETY  
OF RADIOLOGY

[dirjournal.org](http://dirjournal.org)

VOLUME 25  
ISSUE 5  
SEPTEMBER-OCTOBER 2019

### Editor in Chief

Mustafa Seçil, MD 


Department of Radiology, Dokuz Eylül University School of Medicine, İzmir, Turkey

### Section Editors and Editorial Board

#### Abdominal Imaging

Mehmet Ruhi Onur, MD 

Department of Radiology, Hacettepe University School of Medicine Hospital, Ankara, Turkey


Mustafa N. Özmen, MD 

Department of Radiology, Hacettepe University School of Medicine Hospital, Ankara, Turkey

Barış Türkbey, MD 


Molecular Imaging Program, National Cancer Institute, National Institutes of Health, Bethesda, MD, USA

#### Breast Imaging

Mustafa Erkin Arıbal, MD 

Clinic of Radiology, Acıbadem Altunizade Hospital, İstanbul, Turkey

#### Cardiovascular Imaging


Uğur Bozlar, MD 

Department of Radiology, University of Health Sciences Gülhane Training and Research Hospital, Ankara, Turkey

#### Interventional Radiology

Cüneyt Aytekin, MD 

Department of Radiology, Başkent University School of Medicine Hospital, Ankara, Turkey

Barbaros Çil, MD 

Department of Radiology, Hacettepe University School of Medicine, Ankara, Turkey

#### Biostatistical Consultants

İlker Ercan, PhD

Mutlu Hayran, MD, PhD

#### Contact Information

Diagnostic and Interventional Radiology Turkish Society of Radiology  
Hoşdere Cad., Güzelkent Sok., Çankaya Evleri, F/2, 06540 Ankara, Turkey

E-mail [info@dirjournal.org](mailto:info@dirjournal.org)

Phone +90-312-4423653 Fax +90-312-4423654

Ramazan Kutlu, MD 

Department of Radiology, İnönü University School of Medicine, Malatya, Turkey

#### Musculoskeletal Imaging

Hatice Tuba Sanal, MD

Department of Radiology, University of Health Sciences Gülhane Training and Research Hospital, Ankara, Turkey


#### Neuroradiology and Head & Neck Imaging

Kubilay Aydın, MD 

Department of Radiology, İstanbul University School of Medicine, İstanbul, Turkey

Nafi Aygün, MD 

Department of Radiology, Johns Hopkins University School of Medicine, Baltimore, MD, USA

Osman Kızılkılıç, MD, 


Department of Radiology, İstanbul University-Cerrahpaşa Cerrahpaşa School of Medicine, İstanbul, Turkey

#### Nuclear Medicine

A. Cahid Civelek, MD 

Department of Radiology and Nuclear Medicine, Johns Hopkins University School of Medicine, Baltimore, MD, USA

#### Pediatric Imaging

Murat Kocaoğlu, MD 

Department of Radiology, Near East University School of Medicine, North Nicosia, Northern Cyprus

Korgün Koral, MD 

Department of Radiology, University of Texas Southwestern Medical Center, Dallas, TX, USA

#### Copyediting

Beril Tavşanlı Sili, PhD

#### Publication Services

AVES, İstanbul, TR

Diagnostic and Interventional Radiology (Diagn Interv Radiol) is a bimonthly periodical of the Turkish Society of Radiology and the content of the journal is available at <http://www.dirjournal.org/eng/Anasayfa> It is peer-reviewed and adheres to the highest ethical and editorial standards. The editors of the journal endorse the Editorial Policy Statements Approved by the Council of Science Editors Board of Directors ([www.councilscienceeditors.org/services/draft\\_approved.cfm](http://www.councilscienceeditors.org/services/draft_approved.cfm)). The journal is in compliance with the Recommendations for the Conduct, Reporting, Editing and Publication of Scholarly Work in Medical Journals published by the International Committee of Medical Journal Editors (updated December 2014, [www.icmje.org](http://www.icmje.org)).

First ten volumes of Diagnostic and Interventional Radiology have been published in Turkish under the name of Tanısal ve Girişimsel Radyoloji (Index Medicus® abbreviation: Tani Girişim Radyol), the current title's exact Turkish translation.

© All rights of the articles published in Diagnostic and Interventional Radiology and displayed online at [www.dirjournal.org](http://www.dirjournal.org) are reserved by the Turkish Society of Radiology.

Diagnostic and Interventional Radiology is indexed in SCI Expanded, PubMed/MEDLINE, TUBITAK ULAKBIM TR Index, DOAJ, HINARI, EMBASE, Scopus.

Turkish Society of Radiology is one of the foremost medical specialty organizations in Turkey. It was formed by the merger of the two main radiology societies of Turkey, one of which was founded in 1924. The Society is based in Ankara, Turkey.

## Instructions to Authors

### Overview

*Diagnostic and Interventional Radiology (Diagn Interv Radiol)* is a medium for disseminating scientific information based on research, clinical experience, and observations pertaining to diagnostic and interventional radiology. The journal is the double-blind peer-reviewed, international, bimonthly, open-access publication organ of the Turkish Society of Radiology. *Diagnostic and Interventional Radiology* is currently indexed by Science Citation Index Expanded (2016 IF: 1.892) and PubMed MEDLINE.

Editorial and publication processes of the journal are shaped in accordance with the guidelines of the international organizations such as the International Committee of Medical Journal Editors (ICMJE), the World Association of Medical Editors (WAME), the Council of Science Editors (CSE), the Committee on Publication Ethics (COPE), and the European Association of Science Editors (EASE).

Statements or opinions expressed in the manuscripts published in *Diagnostic and Interventional Radiology* reflect the views of the author(s) and not the opinions of the editors, the editorial board, or the publisher; the editors, the editorial board, and the publisher disclaim any responsibility or liability for such materials. The final responsibility in regard to the published content rests with the authors.

### Submitting manuscripts

- Authors should submit manuscripts using the online peer review system that can be accessed through the DIR web site ([www.dirjournal.org](http://www.dirjournal.org)) or using the direct link at <https://mc04.manuscript-central.com/dir>.
- Detailed DIR Author Guidelines can be viewed or downloaded from DIR web site ([www.dirjournal.org](http://www.dirjournal.org)).
- *Diagnostic and Interventional Radiology* requires authors to submit an Authorship Contributions

Form during the initial submission which is available for download through the journal's web page.

- Submitted manuscripts should be original contributions; they should not contain any previously published data or be under consideration by another journal.
- Authors are required to make a full statement at the time of submission about all prior reports and submissions that might be considered duplicate or redundant publication and mention any previously published abstracts for meeting presentations that contain partial or similar material in the cover letter.
- Authors must obtain written permission from the copyright owner to reproduce previously published figures, tables, or any other material in both print and electronic formats and present it during submission.

### Copyright transfer

*Diagnostic and Interventional Radiology* requires each submission to be accompanied by a Copyright Transfer Form which can be downloaded from <http://www.dirjournal.org>. By signing the copyright agreement, the authors hand over the copyright of their work to the Turkish Society of Radiology. In case of a rejection decision, copyright of the manuscript will be returned to the authors.

### Conflict of interest disclosure

*Diagnostic and Interventional Radiology* requires and encourages the authors and the individuals involved in the evaluation process to disclose any existing or potential conflicts of interests including financial, consultant, institutional, and other relationships that might lead to bias or a conflict of interest. Each contributing author is required to electronically fill in the *ICMJE Form for Disclosure of Potential Conflicts of Interest* (available at [www.icmje.org](http://www.icmje.org)) and the forms must be submitted during the initial submission.

### Initial evaluation and the peer review process

Manuscripts submitted to *Diagnostic and Interventional Radiology* will first go through a technical evaluation process where the editorial office staff will ensure that the manuscript is prepared and submitted in accordance with the journal's guidelines. Submissions that do not conform to the journal's guidelines will be returned to the submitting author with technical correction requests.

All submissions are screened by a similarity detection software (iThenticate by CrossCheck), and those with an overall similarity index of greater than 20%, or duplication rate at or higher than 5% with a single source are returned to the authors without further evaluation along with the similarity report.

Manuscripts that conform to the journal's guidelines will be reviewed by at least two external and independent peer reviewers during the evaluation process. Originality, high scientific quality, and citation potential of the manuscript are the most important criteria to be accepted for publication. The Section Editor and Editor in Chief are the final authority in the decision-making process for all submissions.

### Permissions and reprints

Turkish Society of Radiology handles all requests to reproduce material from *Diagnostic and Interventional Radiology*. For your convenience, please fill in the permission request form, available for download at the journal's webpage and e-mail a scanned version to [info@dirjournal.org](mailto:info@dirjournal.org).

Please ensure that you include the full reference of the material you want to use (i.e., year of publication, volume, issue and page numbers, author names, figure numbers where appropriate). Turkish Society of Radiology also requires a detailed overview of how you intend to use the material (i.e., in a book or a journal) and when.

#### ABDOMINAL IMAGING

- 331 **Original article.** Radiology-pathology correlation in staging of liver fibrosis using superb microvascular imaging. *A. Ö. Balık, Z. G. Kılıçoğlu, A. Görmez, S. Özkara*
- 338 **Original article.** Is visceral obesity associated with colorectal cancer? The first volumetric study using all CT slices. *S. Akay, M. Urkan, U. Balyemez, M. Erşen, M. Taşar*

#### INTERVENTIONAL RADIOLOGY

- 346 **Original article.** Long-term follow-up of transjugular intrahepatic portosystemic shunt (TIPS) with stent-graft. *M. P. Perelló, J. P. Mur, M. S. Vives, J. M. M. Riutort, A. P. Artigues, C. N. García, M. L. B. Vidal, A. E. Gelabert, M. V. Garau*
- 353 **Original article.** Comparison of low-dose CT with CT/CT fluoroscopy guidance in percutaneous sacral and supra-acetabular cementoplasty. *V. Shah, T. Hillen, J. Jennings*
- 360 **Original article.** Treatment of metastatic gastric adenocarcinoma with image-guided high-dose rate, interstitial brachytherapy as second-line or salvage therapy. *J. Omari, R. Drewes, M. Othmer, P. Hass, M. Pech, M. Powerski*
- 368 **Original article.** Operator learning curve for transradial liver cancer embolization: implications for the initiation of a transradial access program. *R. Iezzi, A. Posa, B. Merlino, M. Pompili, E. Annicchiarico, E. Rodolfo, M. Basso, A. Cassano, A. Gasbarrini, R. Manfredi*

- 375 **Original article.** Awareness of interventional radiology before professional training and outcome measurement of an interventional radiology curriculum: a survey of third-year undergraduates in a Chinese medical college. *Z-X.Wang, T. Shan*
- 380 **Review.** Avoiding peripheral nerve injury in arterial interventions. *F. Kuo, J. Park, K. Chow, A. Chen, M. K. Walsworth*
- 392 **Review.** Laser angioplasty of peripheral arteries: basic principles, current clinical studies, and future directions. *F. Stanek*
- 398 **Review.** Emerging clinical applications of high-intensity focused ultrasound. *N. M. Duc, B. Keserci*
- 410 **Technical note.** Internal coil packing method for the Amplatzer vascular plug 4. *M. Koganemaru, S. Tanoue, A. Kuhara, T. Kugiyama, T. Abe*

#### NEURORADIOLOGY

- 413 **Technical note.** Retrieval of floating clot in the internal carotid artery: extracranial SAVE technique (eSAVE). *M. N. Psychogios, V. Maus*